

New Text Document


Name of the Company	SYLPH TECHNOLOGIES LTD		
Scrip Code		Quarter Ended	30/06/2014

Partly Paid-up Shares	No. of partly paid-up shares	As a % of total no. of partly paid-up shares	As a % of total no. of shares of the company
Held by promoter/ promoter group	NIL	NIL	NIL
Held by public	NIL	NIL	NIL
Total			

Outstanding convertible securities :-	No. of outstanding securities	As a % of total no. of outstanding convertible securities	As a % of total no. of shares of the company, assuming full conversion of the convertible securities
Held by promoter/ promoter group	NIL	NIL	NIL
Held by public	NIL	NIL	NIL
Total			

Warrants:-	No. of warrants	As a % of total no. of warrants	As a % of total no. of shares of the company assuming full conversion of the warrants
Held by promoter/ promoter group	554200	7.86	3.69
Held by public	6500000	92.14	43.33
Total	7054200	100.00	47.02

Total paid-up capital of the company, assuming full conversion of warrants and convertible securities	15000000
---	----------




New Text Document


(I)(a) Statement showing Shareholding Pattern under Clause 35 of the Listing Agreement

Name of the Company	SYLPH TECHNOLOGIES LTD
Scrip Code	Quarter Ended 30/06/2014

Category code	Category Shareholder	Number of Shareholders	Total number of shares	Number of shares held in dematerialized form	Total Shareholding as a percentage of total number of shares		Number of shares pledged or otherwise encumbered
					As a percentage of (A+B)	As a percentage of (A+B+C)	
(A)	Shareholding of Promoter and Promoter Group						
1	Indian						
(a)	Individuals / Hindu undivided Family	2	1288059	1288059	16.21	16.21	0
(b)	Central Government/ State Government(s)	0	0	0	0.00	0.00	0
(c)	Bodies Corporate	0	0	0	0.00	0.00	0
(d)	Financial Institutions/Banks	0	0	0	0.00	0.00	0
(e)	Any Other (Specify)	0	0	0	0.00	0.00	0
	(a) Directors	0	0	0	0.00	0.00	0
	(b) Directors Relative	0	0	0	0.00	0.00	0
	(c) Person Acting in Concert	0	0	0	0.00	0.00	0
	Sub Total (A)(1)	2	1288059	1288059	16.21	16.21	0
2	Foreign						
(a)	Individuals(Non-Resident Individuals/ Foreign Individuals)	0	0	0	0.00	0.00	0
(b)	Bodies Corporate	0	0	0	0.00	0.00	0
(c)	Institutions	0	0	0	0.00	0.00	0
(d)	Qualified Foreign Investor	0	0	0	0.00	0.00	0
(e)	Any Other (Specify)	0	0	0	0.00	0.00	0
	Sub Total (A)(2)	0	0	0	0.00	0.00	0
	Total Shareholding of Promoter and Promoter Group (A)=(A)(1)+(A)(2)	2	1288059	1288059	16.21	16.21	0



Name of the Company		SYLPH TECHNOLOGIES LTD		Quarter Ended		30/06/2014		
Scrip code								
Category code	Category Shareholder	Number of Shareholders of shares	Total number of shares	Number of shares held in dematerialized form	Total Shareholding as a percentage of total number of shares	As a percentage of (A+B)	As a percentage of (A+B+C)	Shares pledged or otherwise encumbered
(B)	Public Shareholding							
1	Institutions							
(a)	Mutual Funds / UTI	0	0	0	0.00	0.00	0.00	
(b)	Financial Institutions / Banks	0	0	0	0.00	0.00	0.00	
(c)	Central Government / State Government(s)	0	0	0	0.00	0.00	0.00	
(d)	Venture Capital Funds	0	0	0	0.00	0.00	0.00	
(e)	Insurance Companies	0	0	0	0.00	0.00	0.00	
(f)	Foreign Institutional Investors	0	0	0	0.00	0.00	0.00	
(g)	Foreign Venture Capital Investors	0	0	0	0.00	0.00	0.00	
(h)	Qualified Foreign Investor	0	0	0	0.00	0.00	0.00	
(i)	Any other (Specify)	0	0	0	0.00	0.00	0.00	
	Sub Total (B)(1)	0	0	0	0.00	0.00	0.00	
2	Non-Institutions							
(a)	Bodies Corporate	33	66451	56951	0.84	0.84	0.84	
(b)	Individuals							
(i)	Individual Shareholders holding nominal share capital up to Rs. 1 lakh	5337	2866589	505289	36.08	36.08	36.08	
(ii)	Individual Shareholders holding nominal share capital in excess of Rs. 1 lakh	18	3700626	3558626	46.57	46.57	46.57	
(c)	Qualified Foreign Investor	0	0	0	0.00	0.00	0.00	
(d)	Any other (Specify)							
	(a) N.R.I. (Repat & Non-Repat.)	1	1200	1200	0.02	0.02	0.02	
	(b) Foreign Corporate Bodies	0	0	0	0.00	0.00	0.00	
	(c) Trust	0	0	0	0.00	0.00	0.00	
	(d) Hindu Undivided Family	12	10400	10400	0.13	0.13	0.13	
	(f) Employee	0	0	0	0.00	0.00	0.00	
	(h) Clearing members	2	12475	12475	0.16	0.16	0.16	
	Sub Total (B)(2)	5403	6657741	4144941	83.79	83.79	83.79	
	Total Public Shareholding (B)= (B)(1)+(B)(2)	5403	6657741	4144941	83.79	83.79	83.79	
	TOTAL (A)+(B)	5405	7945800	5433000	100.00	100.00	100.00	
(C)	Shares held by Custodians and against which Depository Receipts have been issued							



	Promoter and Promoter Group	New Text Document					
1)		0	0	0	0.00	0.00	N.A.
2)	Public	0	0	0	0.00	0.00	N.A.
	Sub-Total (C)	0	0	0	0.00	0.00	N.A.
	GRAND TOTAL (A)+(B)+(C)	5405	7945800	5433000	100.00	100.00	N.A.



Name of the Company SYLPH TECHNOLOGIES LTD

Scrip Code | Quarter Ended | 30/06/2014

(1)(b) Statement showing holding of securities (including shares, warrants, convertible securities) of persons belonging to the category "Promoter and Promoter Group"

Sr. No.	Name of the Shareholder convertible securities	Details of shares held		Encumbered shares (*)		Details of warrants		Details of
		Number of shares	as a % of Grand Total (A)+(B)+(C)	Number	As a percentage (A)+(B)+(C)	Number of warrants held	AS a % of total number of warrants held of the same class	
	shares assuming full conversion of warrants and convertible securities as a % of diluted share capital	(III)	(IV)	(V)	(VI)=(V)/(III)*100	(VII)	(IX)	(including underlying) Number of convertible securities held of the same class
0.00	1 RAJESH JAIN 9.66	895200	11.26	0	0.00	554200	7.86	0
0.00	2 JAYSHRI JAIN 4.94	392859	4.94	0	0.00	0	0.00	0
0.00	TOTAL 14.60	1288059	16.21	0	0.00	554200	7.86	0

(*) The term "encumbrance" has the same meaning as assigned to it in regulation 28(3) of the SAST Regulation, 2011



Name of the Company SYLPH TECHNOLOGIES LTD

Scrip Code

Quarter Ended 30/06/2014

(I)(c)(i) Statement showing holding of securities (including shares, warrants, convertible securities) of persons belonging to the category "Public" and holding more than 1% of the total number of shares

Sr. No	Name of the shareholder	Total number of shares	Shares as a % of total number of shares (i.e. Grand Total (A)+(B)+(C) indicated in Statement at para (I)(a) above)	Details of warrants		Details of convertible securities		Total Shares (including underlying shares assuming full conversion of warrants and convertible securities as a % of diluted share capital)
				Number of warrants held	As a % total number of warrants of the same class	Number of convertible securities held	As a % total number of convertible securities of the same class	
1	RAJENDRA KUMAR VERMA	1115785	14.04	0	0.00	0	0.00	14.04
2	DEVKI NANDAN AGRAWAL	1000000	12.58	0	0.00	0	0.00	12.58
3	GHANSHYAM SONI	1000000	12.58	0	0.00	2750000	38.98	25.00
4	HIMANSHU BOTADARA	234075	2.94	0	0.00	0	0.00	2.94
5	J P BAPNA	0	0.00	0	0.00	3750000	53.16	25.00
TOTAL		3349860	42.15	0	0.00	6500000	92.14	79.56



Name of the Company SYLPH TECHNOLOGIES LTD

Scrip Code

Quarter Ended

30/06/2014

(D)(c)(ii) Statement showing holding of securities (including shares, warrants, convertible securities) of persons (together with PAC) belonging to the category "Public" and holding more than 5% of the total number of shares of the company

Sr. No.	Name(s) of the Shareholder(s) and the Persons Acting in Concert (PAC) with them	Number of shares	Shares as a % of total number of shares {i.e. Grand Total (A)+(B)+(C) indicated in Stat-ment at para (I)(a) above}	Details of warrants		Details of convertible securities		Total Shares (including underlying shares assuming full conversion of warrants and convertible securities) as a % of diluted share capital
				Number of warrants held	As a % total number of warrants of the same class	Number of Convertible securities held	% w.r.t. total number of convertible securities of the same class	
1	RAJENDRA KUMAR VERMA	1115785	14.04	0	0.00	0	0.00	14.04
2	DEVKI NANDAN AGRAWAL	1000000	12.58	0	0.00	0	0.00	12.58
3	GHANSHYAM SONI	1000000	12.58	2750000	38.98	0	0.00	25.00
4	J P BAPNA	0	0.00	3750000	53.16	0	0.00	25.00
TOTAL		3115785	39.21	6500000	92.14	0	0.00	76.62

Name of the Company SYLPH TECHNOLOGIES LTD

Scrip Code

Quarter Ended

30/06/2014

Statement showing details of locked-in shares

Sr. No.	Name of the Shareholder	Total number of shares	Shares as a % of total number of shares {i.e. Grand Total (A)+(B)+(C) indicated in Stat-ment at para (I)(a)}	Promoter / Promoter Group / Public
TOTAL		235000	2.96	



Name of the Company	SYLPH TECHNOLOGIES LTD		
Scrip Code		Quarter Ended	30/06/2014

(II)(a) Statement showing details of Depository Receipts (DRs)

Sr. No.	Type of outstanding DR (ADDRS, GDRS, SDRS, etc.)	Number of outstanding DRs	Total number of shares	Shares underlying outstanding DRs as a % of total number of shares {i.e., GRAND TOTAL (A)+(B)+(C) indicated in statement at para (I)(a) above}
	NIL	NIL	NIL	NIL
	TOTAL			

(II)(b) Statement showing holding of Depository Receipts (DRs), where underlying shares are in excess of 1% of the total number of shares

Sr. No.	Name of the DR Holder	Type of outstanding DR (ADDRS, GDRS, SDRS, etc.)	Number of shares underlying outstanding DRs	Shares underlying outstanding DRs as a % of total number of shares {i.e., GRAND TOTAL (A)+(B)+(C) indicated in statement at para (I)(a) above}
	NIL	NIL	NIL	NIL
	TOTAL			

SYLPH TECHNOLOGIES LTD
SUMMARY OF FINAL SHAREHOLDING PATTERN

30/06/2014

CATEGORY	DESCRIPTION	NO. OF SHARES	% OF CAPITAL	NO. OF HOLDERS	% OF HOLDRES
00	INDIVIDUALS	6567215	82.65	5355	99.07
31	BODIES CORPORATE	66451	0.84	33	0.61
32	CLEARING MEMBERS	12475	0.16	2	0.04
40	PROMOTER	1288059	16.21	2	0.04
94	N.R.I. (NON-REPAT)	1200	0.02	1	0.02
98	HINDU UNDIVIDED FAMILY	10400	0.13	12	0.22
TOTAL	----->	7945800	100.00	5405	100.00

SYLPH TECHNOLOGIES LTD
LIST OF TOP 50 COMBINE CATEGORYPage No : 00001
30/06/2014

FOLIO NO.	NAME OF THE HOLDER	SHARES	% CAPITAL
1202620000106333	RAJENDRA KUMAR VERMA	1115785	14.04
1202620000001260	DEVKI NANDAN AGRAWAL	1000000	12.58
1202620000092511	GHANSHYAM SONI	1000000	12.58
1202620000053972	RAJESH JAIN	895200	11.26
1202620000002061	JAYSHRI JAIN	392859	4.94
IN300126-10401708	HIMANSHU BOTADARA	234075	2.94
1301760000038818	SHILA JAIN	75500	0.95
1202620000089532	ATIT JAIN	48600	0.61
R05202	RANJNA VERMA	45500	0.57
1201180000005139	ANIL MANSUKHLAL KOTHARI	35900	0.45
A03022	ARVIND M KARIYA	26200	0.32
IN301330-20852936	INVESTSMART STOCK BROKERS PVT LTD	25461	0.32
Z01076	ANIL KOTHARI	19600	0.24
Z01091	KANAN S.SOLANKI	16000	0.20
1201130000271659	MAHESH K SACHADE	14600	0.18
N02004	NAGJI KESHAVJI RITA	13200	0.16
IN302679-30645153	ANIL GUPTA	13000	0.16
1203440000110004	SHAH AKSHAY R	11136	0.14
P02003	PREM MITTAL	10900	0.13
N02163	NARESH T SANGHANI	10600	0.13
1100001000014751	ARCADIA SHARE & STOCK BROKERS PVT L	10275	0.12
1204630000295364	JAY PRAKASH SHUKLA	10030	0.12
1203320003122989	S V R CHOWDARY	10000	0.12
S05635	SUDHA B VITHLANI	10000	0.12
1203970000012112	SUNIL S GANDHI	9900	0.12
IN300214-16653023	DEEPAKKUMAR DAYARAMBHAI PATEL	9700	0.12
V02001	VIJAY BAGADI	9600	0.12
IN300513-16943327	PANKAJ HIRALAL SHAH	9400	0.11
K03243	KISHOR THACKAR	9300	0.11
N02255	NIMISH SUDBHIRCHANDRA SHROFF	8700	0.10
P02173	PRASHANT K SHAH	8600	0.10



IN300095-11278176	Kamlesh S Sharma	7900	0.09
P02234	PARSHU RAM GUPTA	7800	0.09
K03114	KISHORILAL AGARAWAL	7600	0.09
M03195	MAHESH R SHAH	7100	0.08
1206810000052661	MANJULABEN S PANDYA	7000	0.08
V02120	VINOD SRIVASTAVA	7000	0.08
M03127	MINOO J BUHARIWALLA	7000	0.08
R01002	R ARUNA	6900	0.08
A03184	AMIT RASIKLAL SHAH	6900	0.08
IN300239-12516413	P C NAGENDRA RAO	6700	0.08
S05245	SHASHIKALA DALMIA	6500	0.08
A03114	AMBARAM	6300	0.07
1201060001413484	JAGDISH G PATEL	6300	0.07
V02172	VIJAYA TOSHNIWAL	6200	0.07
P02088	PUSHP LATA SONI	6100	0.07
M03222	MUKESH J DHAROD	6000	0.07
B02142	BALKRISHNA HARLALKA	6000	0.07
IN302679-37278071	JASWANT SINGH BISHT	6000	0.07
S06012	STATE BANK OF INDIA	6000	0.07
00050	TOTAL SHARES ----->	5236921	65.90

SYLPH TECHNOLOGIES LTD
LIST OF TOP 50 INDIVIDUAL CATEGORY


Page No : 00001
30/06/2014

FOLIO NO.	NAME OF THE HOLDER	SHARES	% CAPITAL
1202620000106333	RAJENDRA KUMAR VERMA	1115785	14.04
1202620000092511	GHANSHYAM SONI	1000000	12.58
1202620000001260	DEVKI NANDAN AGRAWAL	1000000	12.58
IN300126-10401708	HIMANSHU BOTADARA	234075	2.94
1301760000038818	SHILA JAIN	75500	0.95
1202620000089532	ATIT JAIN	48600	0.61
R05202	RANJNA VERMA	45500	0.57
1201180000005139	ANIL MANSUKHLAL KOTHARI	35900	0.45
A03022	ARVIND M KARIYA	26200	0.32
Z01076	ANIL KOTHARI	19600	0.24
Z01091	KANAN S.SOLANKI	16000	0.20
1201130000271659	MAHESH K SACHADE	14600	0.18
N02004	NAGJI KESHAVJI RITA	13200	0.16
IN302679-30645153	ANIL GUPTA	13000	0.16
1203440000110004	SHAH AKSHAY R	11136	0.14
P02003	PREM MITTAL	10900	0.13
N02163	NARESH T SANGHANI	10600	0.13
1204630000295364	JAY PRAKASH SHUKLA	10030	0.12
1203320003122989	S V R CHOWDARY	10000	0.12
S05635	SUDHA B VITHLANI	10000	0.12
1203970000012112	SUNIL S GANDHI	9900	0.12
IN300214-16653023	DEEPAKKUMAR DAYARAMBHAI PATEL	9700	0.12
V02001	VIJAY BAGADI	9600	0.12
IN300513-16943327	PANKAJ HIRALAL SHAH	9400	0.11
K03243	KISHOR THACKAR	9300	0.11
N02255	NIMISH SUDHIRCHANDRA SHROFF	8700	0.10
P02173	PRASHANT K SHAH	8600	0.10
IN300095-11278176	Kamlesh S Sharma	7900	0.09
P02234	PARSHU RAM GUPTA	7800	0.09
K03114	KISHORILAL AGARAWAL	7600	0.09
M03195	MAHESH R SHAH	7100	0.08
V02120	VINOD SRIVASTAVA	7000	0.08
1206810000052661	MANJULABEN S PANDYA	7000	0.08
M03127	MINOO J BUHARIWALLA	7000	0.08
R01002	R ARUNA	6900	0.08
A03184	AMIT RASIKLAL SHAH	6900	0.08
IN300239-12516413	P C NAGENDRA RAO	6700	0.08
S05245	SHASHIKALA DALMIA	6500	0.08
A03114	AMBARAM	6300	0.07
1201060001413484	JAGDISH G PATEL	6300	0.07
V02172	VIJAYA TOSHNIWAL	6200	0.07
P02088	PUSHP LATA SONI	6100	0.07
S06012	STATE BANK OF INDIA	6000	0.07
M03222	MUKESH J DHAROD	6000	0.07
B02142	BALKRISHNA HARLALKA	6000	0.07
IN302679-37278071	JASWANT SINGH BISHT	6000	0.07
D02218	DHIRUBHAI M THAKKAR	5800	0.07
M03307	MANOJ J GOLECHA	5800	0.07
S05223	SUDHIR	5800	0.07
J02201	JASMINE M VADODARIA	5800	0.07
00050	TOTAL SHARES ----->	3936326	49.53

SYLPH TECHNOLOGIES LTD
LIST OF BODIES CORPORATE

Page No : 00001
30/06/2014

FOLIO NO.	NAME OF THE HOLDER	SHARES	% CAPITAL
IN301330-20852936	INVESTSMART STOCK BROKERS PVT LTD	25461	0.32
1204370000004838	SWASTIKA INVESTMART LIMITED	5900	0.07
1203440000006586	TULSI MARKETING PVT LTD	5000	0.06
1201060000036095	Rander Corporation Limited	4000	0.05



002005	ORIENT CARTONS LIMITED	3100	0.03
1204150000007808	JAINAM SHARE CONSULTANTS PVT. LTD	2500	0.03
Y01042	YOGLAXMI INV&TRD PVT LTD.	2500	0.03
1204230000025644	RR EQUITY BROKERS PRIVATE LIMITED	2200	0.02
1201410000009040	ACHATES INVESTMENT & CREDITS (P)	2000	0.02
1204630000023115	BMA WEALTH CREATORS LTD.	1750	0.02
1201330000686189	NIRMAL BANG SECURITIES PVT LTD	1700	0.02
P02133	PLAY-FAIR CAPITAL AND INV (P) LTD.	1500	0.01
S05641	SWAN FINANCE LIMITED	1500	0.01
1201640000007983	MANSUKH STOCK BROKERS LIMITED	1200	0.01
1302340000121179	SKC FINANCIAL SERVICES(P)LTD	1000	0.01
IN302365-10000130	SHRI PARASRAM HOLDINGS PVT.LTD.	900	0.01
IN301151-21882036	A3 CAPITAL SERVICES (INDIA) LIMITED	600	0.00
1202650100023645	SHREYA VYAPAAR PRIVATE LIMITED	600	0.00
C01203	CAPMAN FINANCIALS LIMITED	500	0.00
IN301846-10283572	LSE SECURITIES LTD.	400	0.00
1204000000000023	ANUGRAH STOCK & BROKING PVT LTD	300	0.00
IN301477-10000096	BONANZA PORTFOLIO LTD	300	0.00
12056900000003415	RAGA SECURITIES AND FINANCE PVT LTD	300	0.00
A01074	AHILYA CONSTRUCTION P LTD	200	0.00
IN301143-10095924	MASTER CAPITAL SERVICES LTD	200	0.00
1201910100055137	SMC GLOBAL SECURITIES LIMITED	200	0.00
12033200000000066	ANGEL BROKING PRIVATE LIMITED.	100	0.00
IN301983-10000168	ARIHANT CAPITAL MKT. LTD	100	0.00
12032800000240139	DBFS SECURITIES LIMITED	100	0.00
IN300940-10160640	INDUS PORTFOLIO PVT. LTD	100	0.00
S01808	SHENOY FINANCE PRIVATE LTD	100	0.00
S05645	SURVIKA TRADERS PVT LTD	100	0.00
IN303052-10788796	NETWORTH STOCK BROKING LIMITED	40	0.00
00033	TOTAL SHARES ----->	66451	0.83

SYLPH TECHNOLOGIES LTD
LIST OF CLEARING MEMBERS

Page No : 00001
30/06/2014

FOLIO NO.	NAME OF THE HOLDER	SHARES	% CAPITAL
11000001000014751	ARCADIA SHARE & STOCK BROKERS PVT L	10275	0.12
IN301696-10016929	ADITYA BIRLA MONEY LIMITED	2200	0.02
00002	TOTAL SHARES ----->	12475	0.15

SYLPH TECHNOLOGIES LTD
LIST OF PROMOTER

Page No : 00001
30/06/2014

FOLIO NO.	NAME OF THE HOLDER	SHARES	% CAPITAL
1202620000053972	RAJESH JAIN	895200	11.26
1202620000002061	JAYSHRI JAIN	392859	4.94
00002	TOTAL SHARES ----->	1288059	16.21

SYLPH TECHNOLOGIES LTD
LIST OF N.R.I. (NON-REPAT)


Page No : 00001
30/06/2014

FOLIO NO.	NAME OF THE HOLDER	SHARES	% CAPITAL
1204620000015204	UDAY KAPADIA	1200	0.01
00001	TOTAL SHARES ----->	1200	0.01

SYLPH TECHNOLOGIES LTD
LIST OF HINDU UNDIVIDED FAMILY

Page No : 00001
30/06/2014

FOLIO NO.	NAME OF THE HOLDER	SHARES	% CAPITAL
IN300386-10183650	PRAKASH CHAND B SURANA	3000	0.03
IN301983-10479542	AJAY JAIN	2000	0.02
1202900000016382	DINESH B. RATHOD HUF BASTIMAL RATHO	1000	0.01
IN300206-10688506	PRAMOD KR JAIN	1000	0.01
1207020000115501	R. T. KEWALRAMANI (HUF)	1000	0.01
1202540000098840	VIJAY KUMAR HUF	1000	0.01
1203950000044011	RAVI MANOHARLAL PUNJABI- HUF .	500	0.00
IN300999-10000012	MR. BHAGWATI PRASAD MANDHOLIA	200	0.00
1206120000266405	RAJ KUMAR SINGHAL	200	0.00
1202000000252236	SANJAY GOLECHHA (HUF)	200	0.00
1201370000311580	SHRI OMPRAKASH SONI HUF	200	0.00
IN302365-10629492	VIKAS JAIN	100	0.00
00012	TOTAL SHARES ----->	10400	0.13



DISTRIBUTION OF HOLDINGS

SHARE HOLDING OF NOMINAL VALUE OF (1)	NUMBER (2)	% TO TOTAL (3)	IN RS. (4)	% TO TOTAL (5)
UPTO 5,000	4128	76.37	9883990	12.44
5,001 - 10,000	790	14.62	7285920	9.17
10,001 - 20,000	287	5.31	4846280	6.10
20,001 - 30,000	86	1.59	2254000	2.84
30,001 - 40,000	29	0.54	1033000	1.30
40,001 - 50,000	22	0.41	1057600	1.33
50,001 - 1,00,000	41	0.76	2853000	3.59
1,00,001 AND ABOVE	22	0.41	50244210	63.23
T O T A L =>	5405	100.00	79458000	100.00

For, SYLPH TECHNOLOGIES LTD

Director / Authorised Signatory

Place :

Date : 30/06/2014

